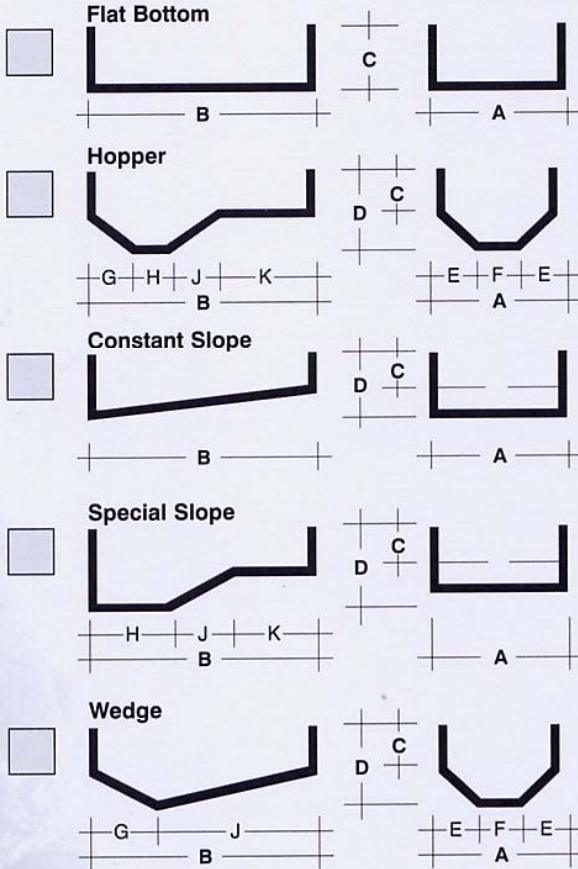


Order Form


Standard Pools

Tick appropriate box (on left hand side) for liner required



Use the diagram below for:

1. Corner step position
2. Desired position of joint in Tileband (e.g. Roman End, Skimmer etc.)
3. Indicating unequal diagonals
4. Indicating unequal lengths and widths
5. Any other special information



Company Name

Company Address

.....

Company Order No

Company Ref Name

Delivery Address (if different from above)

.....

Pool size

Dimensions

A F

B G

C H

D J

E K

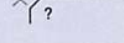
Liner materials required

	Colour/Pattern	Thickness
Base
Side
Tile Band

Corners

Square 

Radius 

Mitre 

Fixing

Beaded

Overlap

Does the pool have a wall to floor radius?

if so, what radius?

Liner Accessories - Please tick if required

Felt underlay - Base and sides

Felt underlay - Base only

Foam underlay - Sides only

Linerlock - Top fixing

Linerlock - Side fixing

Wedging - Standard

Wedging - Masking

For minimum sales quantities of the above please consult the "Liner Accessories" page of the Aquaflex Price Guide

Please note: Kidneys, Ovals and all special shapes will need a separate detailed drawing